



MODEL XP 2500

Single Sliding Cooler / Freezer Door System

MODEL XP 2500 MANUAL / POWER

■ HIGH SPEED

With a door opening speed of four feet per second, the XP door provides unmatched productivity, material handling efficiency and energy cost savings without compromising insulation, seal or low cost energy consumption.

■ TIGHTEST SEAL

Utilizing a full perimeter non-marking gasket system, and "down and in" track design, the XP door line provides superior sealing without compromising gasket longevity. All individual gasket runs have extruded receptacles for easy single piece gasket removal and replacement.

■ ULTIMATE DURABILITY

Exclusive seamless rail system provides a self-cleaning, virtually frictionless surface for our lubed for life nylon roller wheels. A high torque synchronous drive belt tested millions of cycles requires no lubrication. High performance clutchless and brakeless DC drive ensures high speed, continuous operation, minimizing maintenance and downtime while increasing energy cost savings and productivity.

■ EXCEPTIONALLY CLEAN

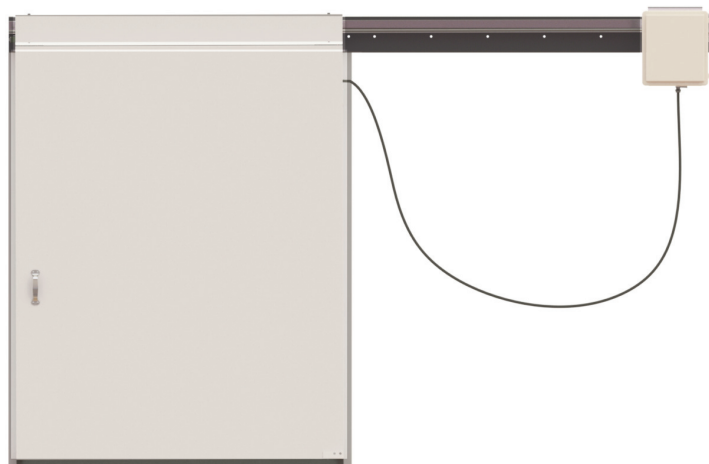
Our XP doors have no chains and require no lubrication. Nylon rollers run at high speed across a rod track system eliminating shedding associated with steel wheels or plastic tracks. Complete woodless construction eliminates any chance of fibrous contamination. Complete washdown stainless steel construction available.

■ IMPACTABILITY

With an optional wall mounted guidance system and a pivoting head capability, the XP door can be impacted from the back side without floor hardware and carrier damage. The auto-reset feature insures door panel returns to a fully sealed position. Full perimeter casing heat system eliminates costly damage associated with door impacts.

■ MAINTENANCE FREE

Designed for high cycle operation, every aspect of the XP door was engineered to eliminate maintenance and downtime. The entire door system requires no lubrication and has no metal-to-metal contact eliminating wearing surfaces. The door's gasket design, no wood construction, simple quick connect heat, and one-piece gasket system, virtually eliminates maintenance.



Shown with power operator.

Innovative Design. Superior Quality. Exceptional Value.

THE COLD STORAGE INDUSTRY'S TOP PERFORMING VALUE ENHANCED DOOR SYSTEM

The accelerated rate of change in the cold storage industry, coupled with ever increasing energy costs and competitive market forces, has put greater pressure on facility budgets. Performance and value have become inseparable key words for warehousing and food / beverage production worldwide. Companies providing refrigerated environments face new challenges within their facilities as they strive for higher productivity at lower operational costs. The XP series of doors provides an exceptional solution to these new challenges.

Superior speed, uncompromising quality, solid reliability and unmatched value define the XP doors. Designed from the ground up to far exceed the offerings of other door manufacturers, yet priced to meet demanding budget constraints, the XP series of doors will surely become the standard for the "next generation" of cold storage door solutions.

THE LEADER IN COLD STORAGE DOOR INNOVATION

Enviro Doors | ASI Doors, Inc.

5848 North 95th Court | Milwaukee, WI 53225

PHONE: 414.464.6200 | FAX: 414.464.9863 | TOLL-FREE: 800.558.7068

www.envirodoors.com



MODEL XP 2500

Single Sliding Cooler / Freezer Door System

MODEL XP 2500 MANUAL / POWER

DESIGN AND CONSTRUCTION

DOOR SIZES

- Minimum: 5' x 7'.
- Maximum: 10' x 14'.

(Other sizes available - consult factory.)

PANEL CONSTRUCTION

- Sealed and unitized design.
- 4" panel thickness. (Optional 6")
- White metal construction.

OPERATION

- Powered model has high speed electromechanical operator. (Open-48"/sec. - Close-24"/sec.).
- 115/230 volt, single phase, 460 volt, 3 phase.
- DC motor with clutchless / brakeless operation.
- Encoded self-calibrating limit position.
- Standard motor / encoder IP65 rated.
- H.M.I. (Human Machine Interface). Remote digital display with self-diagnostics and fault indicators.

INSULATION

- 4" poured polyurethane foam. (Optional 6")
- 4" panel - R-30 rated.
- "K" factor of .12 at 75° F.

PERFORMANCE FEATURES (POWER MODELS)

- Torque sensing stop/reverse full height of door panels.
- Header mounted control box with pre-wired remote HMI station.
- Pre-wired motor and encoder.
- LED indicators for door status.

WARRANTY


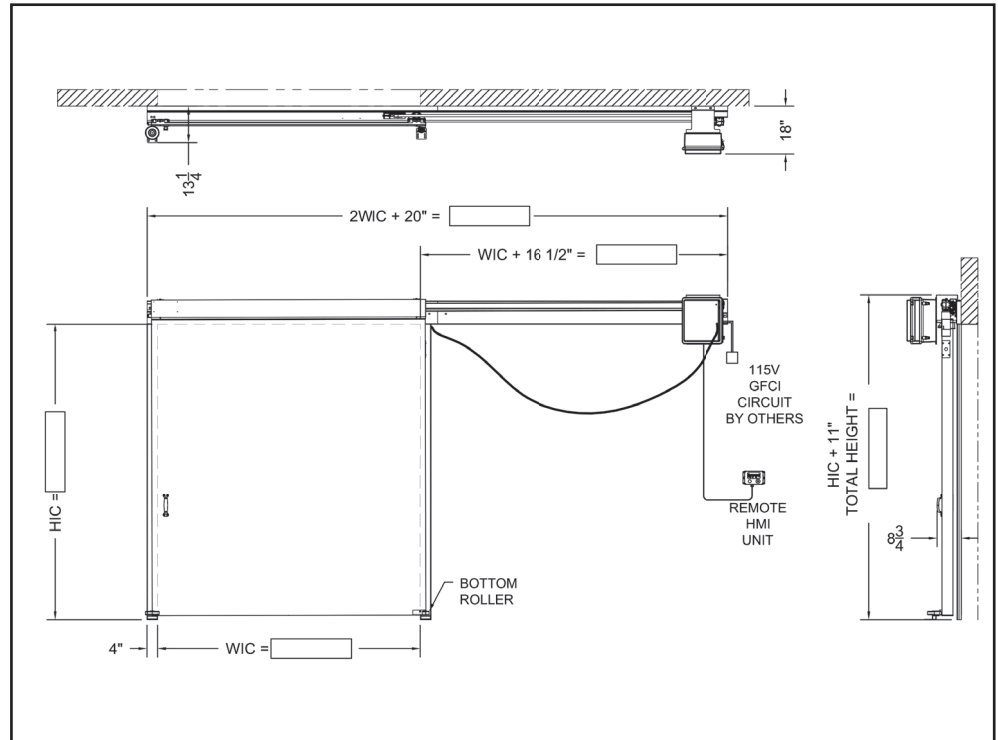
- One year warranty on all components.

OPTIONS

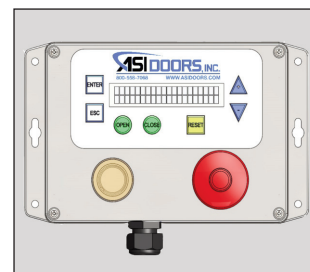
- Manual operation.
- Stainless steel construction.
- Windows.
- Breakaway wall retention track.
- Colored metal.
- Padlocking.

(POWER MODELS ONLY)


- Actuators: Pull cord, push button, photo eye, radio control, loop detector, motion detector.
- Pre-announce to close kit (light/alarm/or combo).
- Standard operation – (2) pull cords or (2) push buttons with time delay close.



OPTIONAL BREAKAWAY PANEL



REMOTE DIGITAL DISPLAY



OPTIONAL BREAKAWAY WALL TRACK

THE LEADER IN COLD STORAGE DOOR INNOVATION

Enviro Doors | ASI Doors, Inc.

5848 North 95th Court | Milwaukee, WI 53225

PHONE: 414.464.6200 | FAX: 414.464.9863 | TOLL-FREE: 800.558.7068

www.envirodoors.com