

**Wayne**  
**Dalton**<sup>™</sup>  
GARAGE DOORS

MODELS

8000/8100/8200

CLASSIC STEEL



*Colonial panel, White paint, Stockton I windows*

# Affordable. Stylish.

Models 8000/8100/8200 offer a variety of styles, colors and windows, as well as insulation and wind load options. Our entry-level doors offer the right choice for any style, climate and budget.



Model 8100 Ranch panel, Almond finish, Cascade II windows

## PERFORMANCE FEATURES

Most 8000 Series doors are available with structural reinforcements for use in coastal regions. These models meet wind load requirements of the International Building Code, Florida Building Code and Texas Dept. of Insurance.



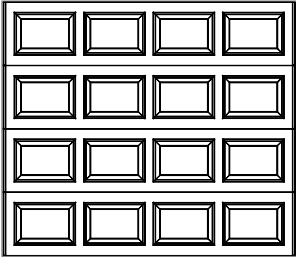
MODEL NUMBER	8200	8100	8000
Polystyrene Insulation	Yes	Yes	No
Insulation R-value*	7.4	3.7	N/A
Construction	2 Layer (Steel/Insulation)	2 Layer (Steel/Insulation)	1 Layer (Steel)
10 Year Warranty	Yes	Yes	Yes

\*Wayne Dalton uses a calculated door section R-value for our insulated doors.



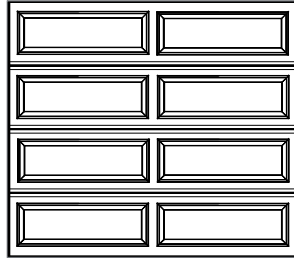


# 1 Choose your Style




Colonial

Not all panels available in all areas. See dealer for details.




Ranch




Sonoma

# 2 Choose your Color



White



Almond



Taupe



Brown

# 3 Choose your Window

## For Colonial and Sonoma Panels



Cascade I



Cascade II



Cathedral I




Cathedral II



Clear II



Clear I



Sherwood I



Sherwood II



Stockbridge II



Stockton I




Stockton II



Arched Stockton



Prairie I



Prairie II



Waterton I



Waterton II



Williamsburg I



Williamsburg II



Arched Stockton Double (For double car doors)



Arched Stockton Single (For double car doors)

## For Ranch Panels



Cascade II



Cathedral II



Clear II



Prairie II



Sherwood II



Stockbridge II



Stockton II



Arched Stockton



Waterton II



Williamsburg II



Arched Stockton Double (For double car doors)



Arched Stockton Single (For double car doors)

Not all windows available in all areas. Consult your dealer for details.

Decorative hardware is available, see your dealer or visit our website at [www.Wayne-Dalton.com](http://www.Wayne-Dalton.com) for details.

AFTER

BEFORE



Model 8100 Sonoma panel, White finish with Stockbridge II windows, decorative hardware

# Garage Door Design Center

Go to [Wayne-Dalton.com](http://Wayne-Dalton.com) today and click on Design Center. Here you can upload a photo of your home and experiment with panel designs, color options, window styles and hardware designs. Instant curb appeal awaits with just the click of your mouse!



**Wayne Dalton**  
GARAGE DOORS

DISTRIBUTED BY:



**AuthorityDock&Door**

2501 S. State Hwy 121 Bus., Ste 200  
Lewisville, TX 75067



[www.wayne-dalton.com](http://www.wayne-dalton.com)

877-247-2935

[www.authoritydockanddoor.com](http://www.authoritydockanddoor.com)